

BÄRO

Retail
Lighting

ID LUMINAIRE SERIES

Ontero
Intara
Pendiri



Fresh, healthy, ecological, energy-efficient – our lifestyles and standards are changing. The range of products on offer is becoming more complex, guidance and trust more important. We are constantly searching for new types of lighting technology and are consistently developing new presentation options. For our customers. And our customers' customers.

Fresh Light *for* Fresh Products.

Ontero Intara Pendiro

- P. 06 **Overview**
ID luminaire series
- P. 08 **ID technology**
State of the art
- P. 12 **ID Design**
Striking and elegant
- P. 14 **Ontero ID**
Surface-mounted luminaire
- P. 18 **Ontero ID WallWasher**
Surface-mounted luminaire
- P. 22 **Intara ID**
Semi-recessed luminaire
- P. 26 **Pendiro ID**
Suspended luminaire
- P. 32 **Special light colours**
In the right light
- P. 36 **BÄRO tailor-made**
Customised design
- P. 42 **ID lighting technology**
Power ratings and light spectrums
- P. 58 **Product overview**
Variants and product numbers
- P. 62 **Service**
Your lighting partner right from the start
Publishing details



ID luminaire series

ONTERO, INTARA, PENDIRO

The new ID luminaire series from BÄRO combines high light and product quality with the special range of LED light colours and the demands of attractively designed retail and display lighting which showcases the products. As a flexible system with several power ratings, light distribution patterns and the unique variety of 11 different LED spectrums that is specific to BÄRO, the ID luminaire series offers a lighting solution tailored to every requirement.

ID technology

STATE OF THE ART

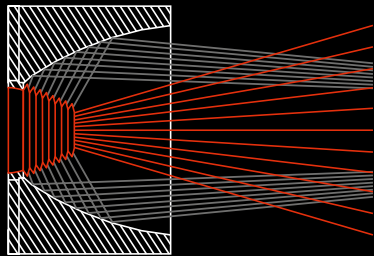
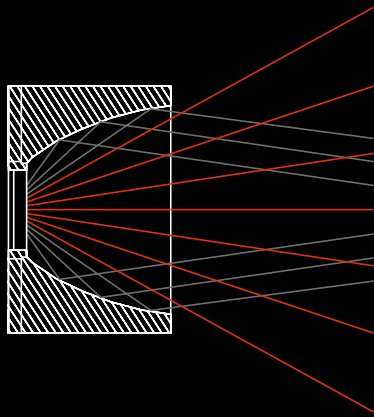
The ID luminaire series represents state-of-the-art technology. The innovative and highly efficient LED lighting technology with a hybrid construction combines the advantages of reflector and lens systems.

This combination produces a particularly balanced contrast between the focal point and the corona of the light cone. Furthermore, different reflectors combined with semi-satin cover glass enable the production of clean and soft, yet clearly defined light cones.



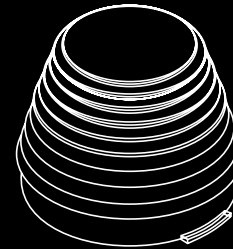


ID TECHNOLOGY

With the newly developed LED hybrid technology, a special 3D silicone lens on the LED module ensures that less light is directly emitted and more light reaches the target surface in a controlled manner via the reflector facets. The innovative silicone lens material offers a number of advantages over standard materials for LED lenses: it combines excellent optical properties with high resistance and precision.



LED HYBRID TECHNOLOGY

Comparison of light cone without (top) and with silicone lens (bottom)



ADVANTAGES OF THE BĀRO SILICONE LENS:

- Form-retaining and temperature resistant $> 150^{\circ}$
- Resistant to ageing in visible and UV light
- Very high transmittance
- Extremely high optical quality thanks to precisely moulded structures
- Flexible and therefore particularly mechanically robust

ID design

STRIKING AND ELEGANT

The striking, elegant design, cutting edge technology and high light and product quality are the key features of the ID series and ensure that the luminaires are durable and sustainable products. The modular construction, compact dimensions, high-quality feel and interplay of materials make it a pleasure to use and handle the ID luminaires. The systematic structure of the luminaire series, comprising spotlights for mounting on conductor rails, recessed luminaires for ceiling installation and suspended luminaires, enables planners and users to develop extremely flexible and differentiated lighting concepts with a consistent design language.



GERMAN
DESIGN
AWARD
SPECIAL
2017



DESIGN
AWARD
2017



reddot award 2017
winner lighting design



Pendiro ID



Ontero ID WallWasher



Intara ID



Ontero ID



Ontero ID

THE NEW DESIGN LANGUAGE


The Ontero ID surface-mounted luminaire boasts a striking, integrative design. The asymmetrical characteristic, the compact dimensions, the high-quality feel and the interplay of materials are the distinguishing features of this all-round lighting tool.

LED hybrid technology
The newly developed combination of reflector and lens system produces light distribution patterns with clean and soft light cones.

6 beam characteristics
4 rotation-symmetrical (NarrowSpot 10°, Spot 20°, Medium 25°, Flood 44°),
2 asymmetrical (OvalBasic 60° x 40°, WallBeam).
OvalBasic can be pivoted by 90°.

Variable applications
As a flexible, adjustable system Ontero ID enables new, precise lighting concepts.





6 BEAM CHARACTERISTICS:

- 4 ROTATION-SYMMETRICAL
(NarrowSpot 10°, Spot 20°,
Medium 25°, Flood 44°)
- 2 ASYMMETRICAL
(OvalBasic 60° x 40°, WallBeam*)
OvalBasic can be pivoted by 90°
*details on page 57

Ontero ID

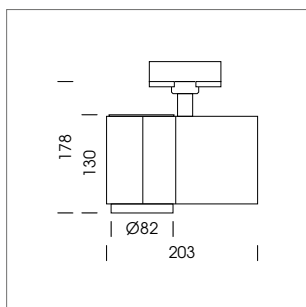
COLOUR CODE	927	830	835	840
Luminaire luminous flux [lm]	3,530	4,560	4,600	4,720
System wattage [W]	41	41	41	41
COLOUR SPECTRUM	PearlWhite		BeColor	
Luminaire luminous flux [lm]	3,730		3,240	
System wattage [W]	41		41	
COLOUR SPECTRUM	BeCool			
Luminaire luminous flux [lm]	3,320			
System wattage [W]	41			
COLOUR SPECTRUM	GoldenBread		Sun	
Luminaire luminous flux [lm]	3,640		2,360	
System wattage [W]	41		41	
COLOUR SPECTRUM	Fish&Seafood		SpecialMeat	
Luminaire luminous flux [lm]	2,440		2,070	
System wattage [W]	23		41	



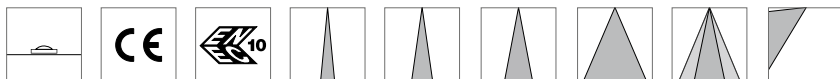
ONTERO ID WITH MEDIUM REFLECTOR

- Available wattages: 15 W, 23 W (constant current), 41 W (Poti 100 % – 30 %), 15 W, 23 W, 41 W (DALI 100 % – 1 %), max. 23 W for Fish&Seafood
- The maximum system wattage and the resulting luminaire luminous fluxes for the Medium 25° reflector are stated.
- All data are typical values. The details of the luminous flux vary within a tolerance range of ± 10%. System features may change if product improvements are made due to technical advances.

Surface-mounted luminaire with LED, passive cooling, rated lamp lifetime of the LEDs L80/B10 > 50,000 h, chromaticity point tolerance 2 SDCM (initial), 3 SDCM (initial) for SpecialMeat, Fish&Seafood, GoldenBread, Sun, LED hybrid technology, (reflector-lens combination for NarrowSpot, Spot, Medium, OvalBasic), 3D silicone lens to reduce the proportion of scattered light, reflector 99.99% pure aluminium in MIRO-Silver®, exchangeable reflector unit in high-shine black plastic with glass cover, luminaire pivotable and adjustable, luminaire housing die-cast aluminium, luminaire colour strato black, silver, white, powder-coated, multi-adapter, driver unit, camera compatible, protection rating IP 20, protection class I, weight 1.3 kg



Further information and light distribution curves starting on page 42





Ontero ID WallWasher

FORM FOLLOWS FUNCTION

The asymmetrical light distribution of the linear Ontero ID wallwasher ensures very good uniformity in a horizontal direction, generates a point in the field of vision and enables lighting almost flush with the ceiling, even with large spacings between the luminaires or high ceilings.

Linear

The housing design follows the contour of the reflector system and therefore the function.

More visual comfort

The indirect light channelling ensures very good glare control and a high degree of visual comfort.

Uniform design

With its end caps in die-cast aluminium and the perforated metal, the wallwasher incorporates striking design features of the ID series.



Ontero ID WallWasher

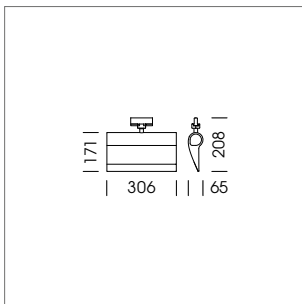
COLOUR CODE	927	830	835	840
Luminaire luminous flux [lm]	2,590	3,370	3,420	3,480
System wattage [W]	44	44	44	44

- Available wattages: 28 W, 44 W (constant current), 28 W (DALI 100 % - 1 %)
- The maximum system wattage and the resulting luminaire luminous fluxes are stated.
- All data are typical values. The details of the luminous flux vary within a tolerance range of $\pm 10\%$. System features may change if product improvements are made due to technical advances.



ONTERO ID WALLWASH REFLECTOR

Surface-mounted wallwasher with LED, passive cooling, rated lamp lifetime of the LEDs L80/B10 > 50,000 h, chromaticity point tolerance 3 SDCM (initial), reflector 99.99 % pure aluminium in MIRO-Silver®, pivotable emitter, luminaire housing aluminium extrusion profile, end caps in die-cast aluminium, luminaire colour strato black, silver, white, powder-coated, multi-adapter, driver unit, camera compatible, protection rating IP 20, protection class I, weight 1.2 kg



Further information and light distribution curves starting on page 42





Intara ID

LOW-KEY FLEXIBILITY

The Intara ID semi-recessed luminaire combines the low-key look of a recessed luminaire with the flexibility of a surface-mounted spotlight. With extremely small gap widths, the design adds an unobtrusive yet recognisable and elegant accent to the look of the ceiling.

Swivel-tilt mechanism

The patented swivel-tilt mechanism enables the luminaire to be precisely swivelled by 35° and rotated by 355° with minimal gap widths while retaining the characteristic design features.

Uniform design

The asymmetrical shape of the luminaire head is a reference to the close relationship to the surface-mounted luminaire and the suspended luminaire from the ID series.





6 BEAM
CHARACTERISTICS:

- 4 ROTATION-SYMMETRICAL
(NarrowSpot 10°, Spot 20°,
Medium 25°, Flood 44°)
- 2 ASYMMETRICAL
(OvalBasic 60° x 40°, WallBeam*)
OvalBasic can be pivoted by 90°
*details on page 57

Intara ID

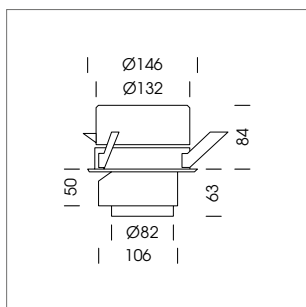
COLOUR CODE	927	830	835	840
Luminaire luminous flux [lm]	3,530	4,560	4,600	4,720
System wattage [W]	41	41	41	41
COLOUR SPECTRUM	PearlWhite		BeColor	
Luminaire luminous flux [lm]	3,730		3,130	
System wattage [W]	41		41	
COLOUR SPECTRUM	BeCool			
Luminaire luminous flux [lm]	3,210			
System wattage [W]	41			
COLOUR SPECTRUM	GoldenBread		Sun	
Luminaire luminous flux [lm]	3,520		2,290	
System wattage [W]	41		41	
COLOUR SPECTRUM	Fish&Seafood		SpecialMeat	
Luminaire luminous flux [lm]	2,360		2,010	
System wattage [W]	41		41	



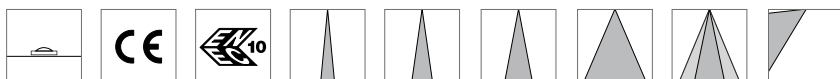
INTARA ID WITH MEDIUM REFLECTOR

- Available wattages: 15 W, 23 W, 34 W, 41 W (constant current /DALI 100% – 1%)
- The maximum system wattage and the resulting luminaire luminous fluxes for the Medium 25° reflector are stated.
- All data are typical values. The details of the luminous flux vary within a tolerance range of $\pm 10\%$. System features may change if product improvements are made due to technical advances.

Semi-recessed luminaire with LED, passive cooling, rated lamp lifetime of the LEDs L80/B10 > 50,000 h, chromaticity point tolerance 2 SDCM (initial), 3 SDCM (initial) for SpecialMeat, Fish&Seafood, GoldenBread, Sun, LED hybrid technology, (reflector-lens combination for NarrowSpot, Spot, Medium, OvalBasic), 3D silicone lens to reduce the proportion of scattered light, reflector 99.99% pure aluminium in MIRO-Silver®, exchangeable reflector unit in high-shine black plastic with glass cover, luminaire housing in die-cast aluminium, luminaire colour strato black, silver, white, powder-coated, pivotable, adjustable, patented swivel-tilt mechanism, fitting ring and cover in sheet steel, black, separate driver unit, protection rating IP 20, protection class III, weight 1.2 kg



Further information and light distribution curves starting on page 42



reddot award 2017
winner lighting design



Pendiro ID

ELEGANT, SIMPLE, HIGH QUALITY

With its elegant, simple design, suspension cable in a contrasting colour and asymmetrical shape, the Pendiro ID LED suspended luminaire adds a high-quality design accent to every room.

Delicate suspension cable

Characteristic features include the elegant suspension on two insulated live steel cables with an adjustment mechanism.


Optimal thermal conditions

The housing made of cast aluminium provides optimal thermal conditions for the high-performance LED lighting technology.

3 attachment options

Recessed canopy, surface-mounted canopy, conductor rail canopy





4 BEAM
CHARACTERISTICS:

- 3 ROTATION-SYMMETRICAL
(NarrowSpot 10°, Medium 25°, Flood 44°)
- 1 ASYMMETRICAL
(OvalBasic 60° x 40°)
OvalBasic can be pivoted by 90°

Pendiro ID

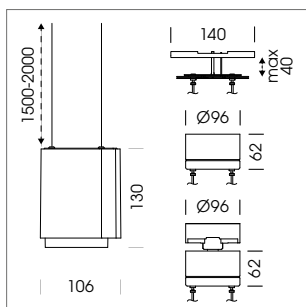
COLOUR CODE	927	830	835	840
Luminaire luminous flux [lm]	2,230	2,880	2,910	2,980
System wattage [W]	23	23	23	23
COLOUR SPECTRUM	PearlWhite		BeColor	
Luminaire luminous flux [lm]	2,380		1,980	
System wattage [W]	23		23	
COLOUR SPECTRUM	BeCool			
Luminaire luminous flux [lm]	1,980			
System wattage [W]	23			
COLOUR SPECTRUM	GoldenBread		Sun	
Luminaire luminous flux [lm]	2,280		1,510	
System wattage [W]	23		23	
COLOUR SPECTRUM	Fish&Seafood		SpecialMeat	
Luminaire luminous flux [lm]	1,540		1,310	
System wattage [W]	23		23	



PENDIRO ID WITH MEDIUM REFLECTOR

- Available wattages: 15 W/23 W (constant current/ DALI 100 % -1 % for recessed, DALI 100 % -7 % for surface mounted)
- The maximum system wattage and the resulting luminaire luminous fluxes for the Medium 25° reflector are stated.
- All data are typical values. The details of the luminous flux vary within a tolerance range of ± 10%. System features may change if product improvements are made due to technical advances.

Suspended luminaire with LED, passive cooling, rated lamp lifetime of the LEDs L80/B10 > 50,000 h, chromaticity point tolerance 2 SDCM (initial), 3 SDCM (initial) for SpecialMeat, Fish&Seafood, GoldenBread, Sun, LED hybrid technology, (reflector-lens combination for NarrowSpot, Medium, Oval-Basic), 3D silicone lens to reduce the proportion of scattered light, reflector 99.99 % pure aluminium in MIRO-Silver®, exchangeable reflector unit in high-sheen black plastic with glass cover, luminaire housing in die-cast aluminium, luminaire colour strato black, silver, white, powder-coated, attachment options: surface-mounted canopy, conductor rail canopy (integrated driver unit) / recessed canopy (separate driver unit), power supply via suspension cable, protection rating IP 20, protection class I / III (depending on attachment type), weight 2.2 kg



Further information and light distribution curves starting on page 42



We believe that there is a difference between lighting and light. And that light has the power to touch people, to inspire them and to activate them. With this conviction – and decades of experience – we develop unique BÄRO special light colours.

This means that there is not one light for everything. But precisely the right light for every individual requirement – so that every product is shown in the best light.

BÄRO. The Colour *of* Light.

In the right light

SPECIAL LIGHT COLOURS

Light that optimises the natural colours of products is one of the most effective, but also one of the most sophisticated tools of retail lighting. Thanks to decades of experience, BÄRO has the corresponding products, technologies and the necessary expertise.

Light creates an atmosphere – and it supports the sales-promoting presentation of all kinds of products. From fresh food-stuffs to non-food products, fashion and leisure goods – lighting with a coordinated spectral composition can render the colour, material and surface properties of products in a way that showcases them and makes the best possible impression on customers. Successful sales-promoting lighting therefore deliberately engages with expectations and visual habits – and evokes positive associations.

For example, you see a ripe red apple in the fruit display. Its colour impression depends on several factors at this moment: an artificial light source illuminates the apple with white light with a certain spectral composition, which rarely corresponds to the continuous spectrum of sunlight. On the other hand the surface of the apple absorbs part of this light spectrum while reflecting other components of the light. These catch

the eye, where sensory cells measure the blue, green and red components of the light and convey them to the visual centre of the brain: ultimately, a subjective colour impression is created.

As not the whole spectrum, but only three selective colour bands are measured and processed by the brain, the “metamerism” phenomenon occurs: light with a different composition can produce the same colour impression for the viewer – and body colours that looked the same under certain lighting may differ greatly under different light.

For product illumination this means: if artificial light spectrums can be technically influenced, the perception of certain colour shades typical to products can be changed in a surprisingly wide range. Depending on the lighting, the red of the apple can appear warmer or cooler, more or less saturated. The art of product lighting that optimises the products’ own colours is

to use light spectrums tailored to different applications. BÄRO has been a trailblazer in this art for many years.

As far back as 50 years ago BÄRO used PAR lamps with special coatings and later high-pressure discharge lamps with special glass filters holding back defined spectral components for one of the most popular applications for light optimising natural colours: the illumination of fresh meat and cold cuts. This “SpecialMeat” light optimised the red and pink colours of the products so that they were shown to much better advantage than under the simple fluorescent lamps that were standard at that time.

Even this pioneering application shows that lighting that optimises the inherent colours of products is always a balancing act: on the one hand retailers and customers want an inviting product presentation, but on the other hand this must never cross the line into falsifying or masking



EuroShop 2017
Presentation of different special light colours

“LED technology offers numerous starting points for defining light spectrums.”

the products – a question of sensitivity and experience which BÄRO has acquired over many years.

Lamps and filters are now largely a thing of the past – BÄRO now exclusively develops LED luminaires and also has methods for using this technology to produce light spectrums that optimise the natural colours of products. The prerequisites for this are good, as LED technology offers numerous starting points for defining light spectrums. Standard white LEDs always initially produce blue light that is partly converted into other wavelengths through a phosphor coating. The mix creates white light. The choice of semi-conductor materials, the composition of the phosphors and, if applicable, the combination with coloured LEDs result in customised spectrums.

BÄRO works closely with technology partners to offer its customers an extensive range of standard and special light colours tailored to individual needs. At BÄRO, the standard light colours are the white tones

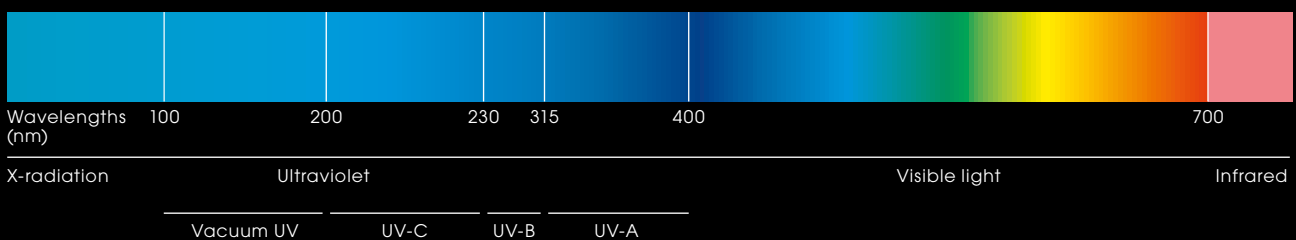
that are oriented to the “Planck curve” and are described with standard specification of the light colour number or the colour temperature in Kelvin. Here BÄRO already offers a wider range than usual, from warm white (2,700 K) to 3,000 K and 3,500 K and neutral white (4,000K). Customers can choose between excellent colour rendering quality with $R(a) > 90$ or slightly higher luminous efficacy yet still with good colour rendering quality $R(a) > 80$ as a particularly efficient solution in non-critical applications.

In addition to these standard light colours there are special light colours: LED modules where the spectrums and chromaticity points are not oriented to the Planck curve. They cannot be defined with standard specification of the colour temperature and colour rendering index, but rather by their respective practical

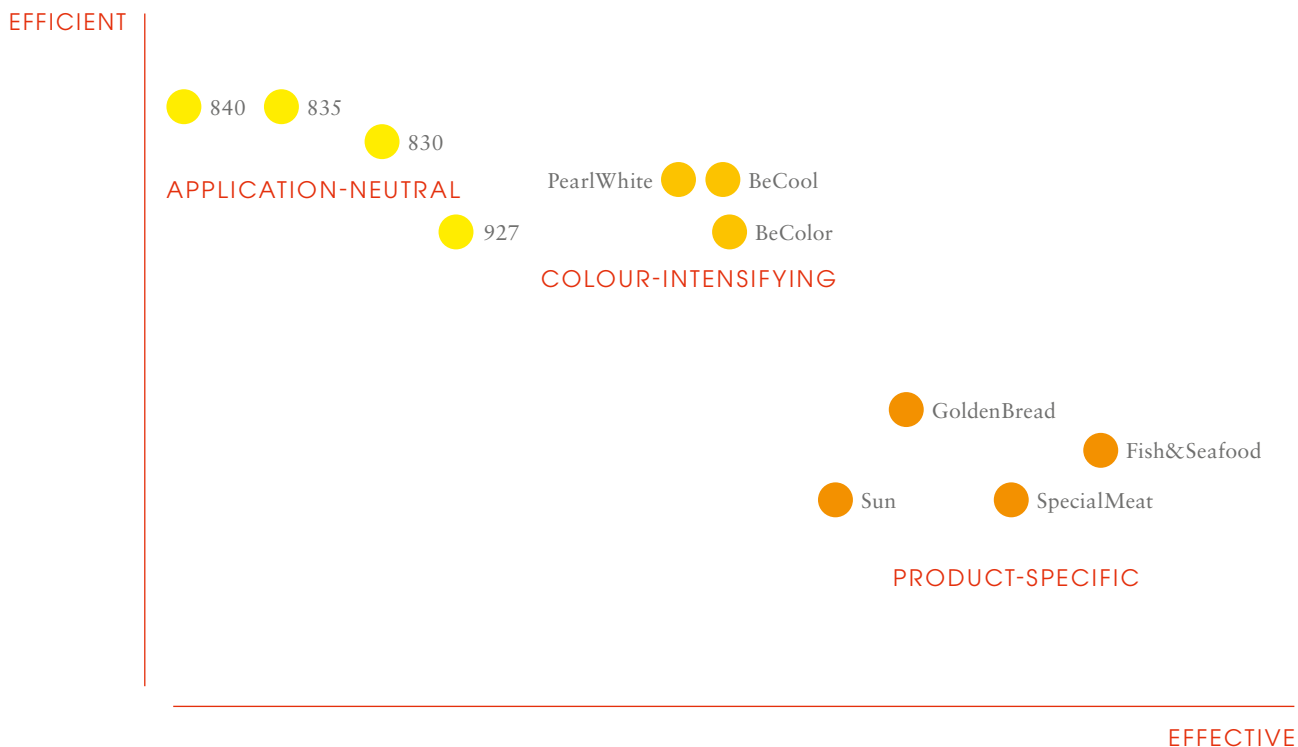
application. In addition to well-proven classics such as “SpecialMeat” for meat and cold cuts and “Sun” for fruit and vegetables, BÄRO is constantly researching new special light colours that take account of current technologies and market needs.

The light spectrum

Visible light is the small portion of electromagnetic radiation that the human eye is able to see without technical aids.



OVERVIEW OF THE AVAILABLE LIGHT COLOURS



The selection of the right light colour is always a balance between maximum efficiency and optimum product presentation.


- Standard light colours with neutral colour rendering
- Special light colours with higher colour saturation
- Special light colours with an application-specific colour spectrum

Do not hesitate to contact BÄRO and take advantage of the company's expertise and experience if you would like to use light optimising natural colours in your projects as a retailer, retail designer or lighting planner. Our experts will be pleased to advise you – from the design and detailed planning up to the installation and alignment of the luminaires.

Customised design

BÄRO TAILOR-MADE

With BÄRO tailor-made, any colour from the RAL or NCS range can be selected as a paint finish for our luminaires – an offer that is of interest to both brand architects and designers of exclusive and unique interiors.



Pendiro ID
NCS

BÄRO TAILOR-MADE


And the design options are expanded even further with metallic surfaces such as chrome, copper or gold. BÄRO luminaires can be adapted to suit individual wishes, architectural styles or surrounding materials. Corporate designs can also be easily implemented.



Gold
glossy



Copper
glossy



Copper
burnished



Chrome
glossy



Nickel
matt



Nickel
velour




Pendiro ID
Chrome, glossy



Pendiro ID
Copper, burnished



Pendiro ID
Chrome, glossy



Pendiro ID
Black, matt

BÄRO TAILOR-MADE



Pendiro ID
Gold, glossy

Pendiro ID
Nickel, matt

Variants and product numbers on page 61

ID lighting technology

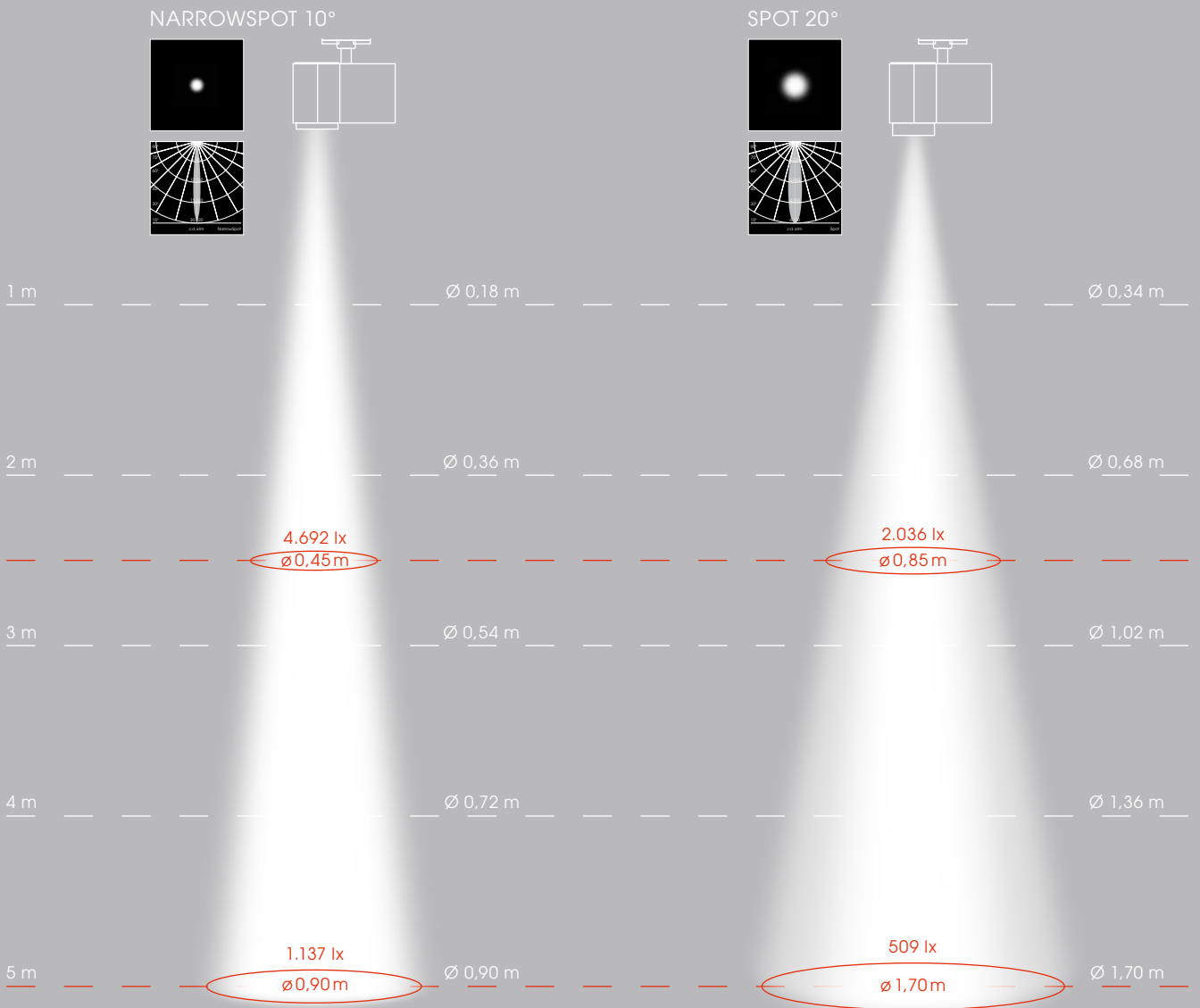
POWER RATINGS AND LIGHT SPECTRUMS

The LED modules of the ID luminaire series are available with 4 power ratings and 11 different LED spectrums – 4 standard light colours and 7 special light colours, fine-tuned to the natural colours of a wide variety of applications. Camera-capable LED drivers are used. Integrated potentiometers allow customisation of the spotlights' luminous flux. In addition, the series is available as a DALI version.



Beam characteristics

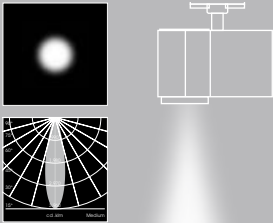
Exemplary change in beam angle and illuminance.



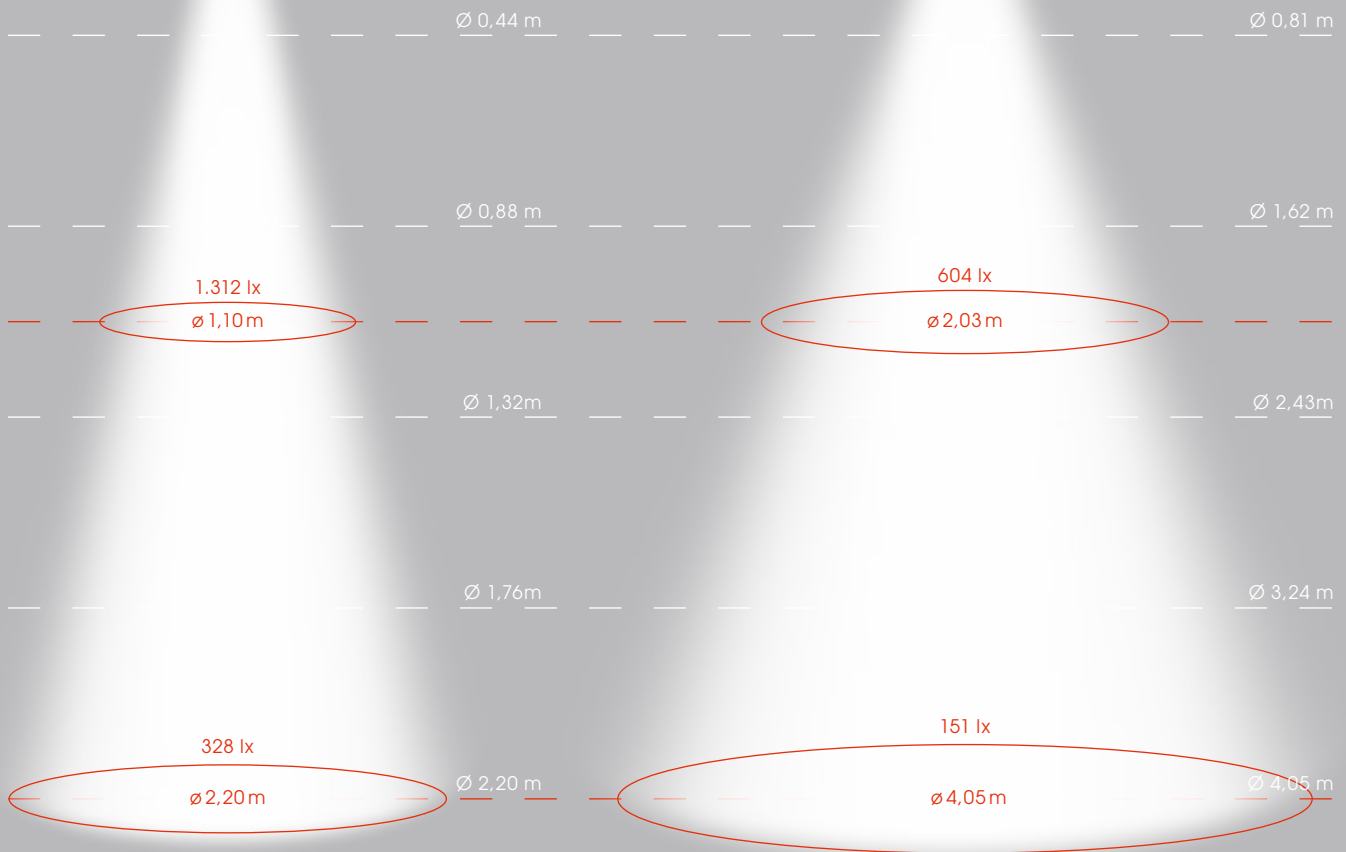
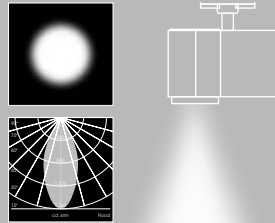
The beam angle defines the diameter of the light cone. A narrow, symmetrical beam angle (10 °) concentrates light so strongly that surfaces are brightly illuminated even at larger distances.

The cone of light diameter increases at a rotationally symmetric reflector proportional to the distance, while the illuminance decreases with the square to the distance.

MEDIUM 25°



FLOOD 44°



The wider the beam angles (20 °, 25 °, 44 °), the larger the illuminated area, but with increasingly lower illuminance.

The values given in the examples apply to the Ontero ID, 830, 15 W, 2,000 lm.

927

Colour code

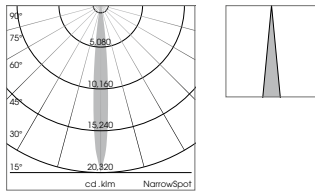
The warm white LED spectrum of the standard light colour is ideal for illuminating goods and product types with warm colours and for creating a harmonious atmosphere. The very good colour rendering gives the surfaces a high-quality appearance and even the smallest colour nuances are clearly apparent.

REFLECTORS

WATTAGES

15W 23W 34W 41W

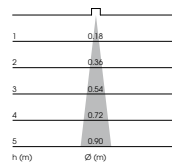
NARROWSPOT



Luminaire luminous flux [lm]
Luminous efficacy [lm/W]

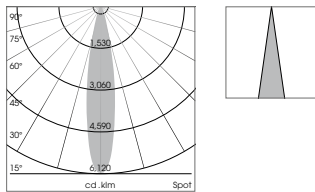
1,110 - - -
74 - - -

Illuminance [lx]



1	0.18	22,542	-	-	-
2	0.35	5,635	-	-	-
3	0.54	2,505	-	-	-
4	0.72	1,409	-	-	-
5	0.90	902	-	-	-

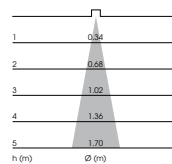
SPOT



Luminaire luminous flux [lm]
Luminous efficacy [lm/W]

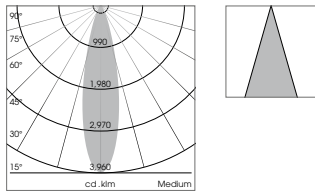
1,620 2,290 3,040 3,570
108 100 89 87

Illuminance [lx]



1	0.34	9,857	13,934	18,497	21,722
2	0.68	2,464	3,483	4,624	5,431
3	1.02	1,095	1,548	2,055	2,414
4	1.36	616	871	1,156	1,358
5	1.70	394	557	740	869

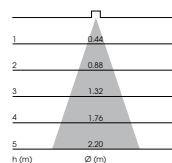
MEDIUM



Luminaire luminous flux [lm]
Luminous efficacy [lm/W]

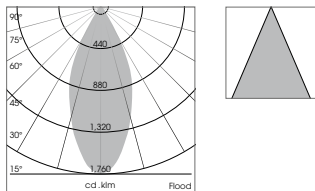
1,600 2,270 3,010 3,530
107 99 88 86

Illuminance [lx]



1	0.44	6,330	8,981	11,908	13,965
2	0.88	1,582	2,245	2,977	3,491
3	1.32	703	998	1,323	1,552
4	1.76	396	561	744	873
5	2.20	253	359	476	559

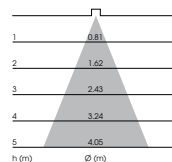
FLOOD



Luminaire luminous flux [lm]
Luminous efficacy [lm/W]

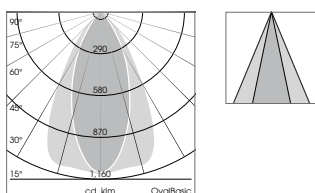
1,660 2,350 3,120 3,660
111 102 92 89

Illuminance [lx]



1	0.81	2,921	4,135	5,490	6,440
2	1.62	730	1,034	1,372	1,610
3	2.43	325	459	610	716
4	3.24	183	258	343	403
5	4.05	117	165	220	258

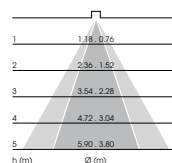
OVALBASIC



Luminaire luminous flux [lm]
Luminous efficacy [lm/W]

1,600 2,270 3,010 3,530
107 99 88 86

Illuminance [lx]



1	1.18, 0.76	1,806	2,562	3,397	3,984
2	2.36, 1.52	451	641	849	996
3	3.54, 2.28	201	285	377	443
4	4.72, 3.04	113	160	212	249
5	5.90, 3.80	72	102	136	159

For more technical details about the individual luminaires, please see our datasheets available at www.baero.com. The luminaire luminous flux figures vary in a tolerance range of $\pm 10\%$. All data are typical values. System features may change if product improvements are made due to technical advances. Errors excepted.

830

Colour code

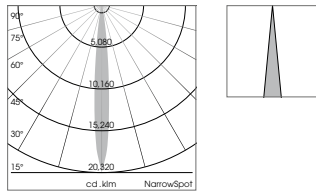
The warm white LED spectrum of the standard light colour is primarily used for efficient lighting when consistent good colour rendering of the colours is desired for all objects being illuminated.

REFLECTORS

WATTAGES

15W 23W 34W 41W

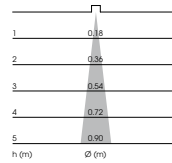
NARROWSPOT



Luminaire luminous flux [lm]
Luminous efficacy [lm/W]

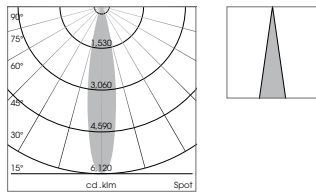
1,400 - - -
93 - - -

Illuminance [lx]



28,431 - - -
7,108 - - -
3,159 - - -
1,777 - - -
1,137 - - -

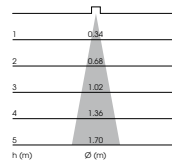
SPOT



Luminaire luminous flux [lm]
Luminous efficacy [lm/W]

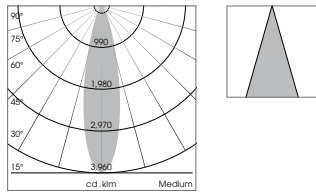
2,090 2,960 3,930 4,610
139 129 116 112

Illuminance [lx]



12,717 18,010 23,912 28,050
3,179 4,503 5,978 7,013
1,413 2,001 2,657 3,117
795 1,126 1,495 1,753
509 720 956 1,122

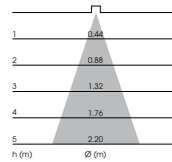
MEDIUM



Luminaire luminous flux [lm]
Luminous efficacy [lm/W]

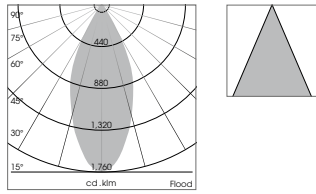
2,070 2,930 3,890 4,560
138 127 114 111

Illuminance [lx]



8,189 11,592 15,390 18,040
2,047 2,898 3,847 4,510
910 1,288 1,710 2,004
512 724 962 1,128
328 464 616 722

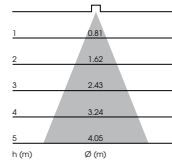
FLOOD



Luminaire luminous flux [lm]
Luminous efficacy [lm/W]

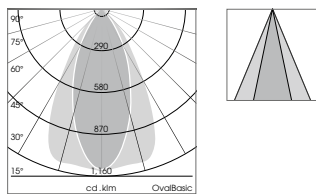
2,140 3,040 4,030 4,720
143 132 118 115

Illuminance [lx]



3,766 5,349 7,091 8,305
941 1,337 1,773 2,076
418 594 788 923
235 334 443 519
151 214 284 332

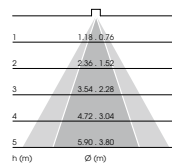
OVALBASIC



Luminaire luminous flux [lm]
Luminous efficacy [lm/W]

2,070 2,930 3,890 4,560
138 127 114 111

Illuminance [lx]



2,336 3,307 4,391 5,147
584 827 1,098 1,287
260 367 488 572
146 207 274 322
93 132 176 206

For more technical details about the individual luminaires, please see our datasheets available at www.baero.com. The luminaire luminous flux figures vary in a tolerance range of ± 10%. All data are typical values. System features may change if product improvements are made due to technical advances. Errors excepted.

835

Colour code

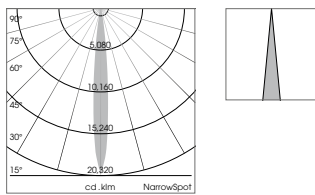
The LED spectrum of the standard light colour is between neutral white and warm white and is suitable for use wherever the aim is to efficiently showcase products with an emphasis on their fresh colours or to create a corresponding spatial atmosphere.

REFLECTORS

WATTAGES

15W 23W 34W 41W

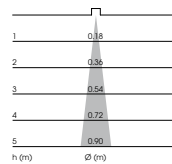
NARROWSPOT



Luminaire luminous flux [lm]
Luminous efficacy [lm/W]

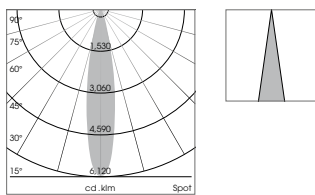
1,420 - - -
95 - - -

Illuminance [lx]



28,837 - - -
7,209 - - -
3,204 - - -
1,802 - - -
1,153 - - -

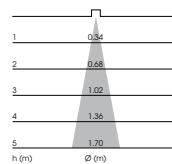
SPOT



Luminaire luminous flux [lm]
Luminous efficacy [lm/W]

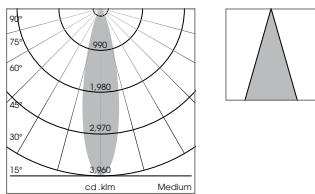
2,120 2,990 3,970 4,650
141 130 117 113

Illuminance [lx]



12,899 18,193 24,156 28,293
3,225 4,548 6,039 7,073
1,433 2,021 2,684 3,144
806 1,137 1,510 1,768
516 728 966 1,132

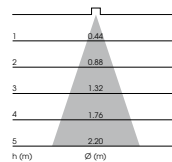
MEDIUM



Luminaire luminous flux [lm]
Luminous efficacy [lm/W]

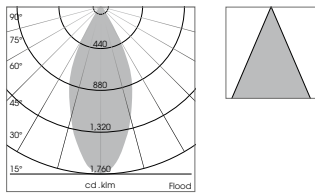
2,090 2,960 3,920 4,600
139 129 115 112

Illuminance [lx]



8,268 11,710 15,508 18,198
2,067 2,928 3,877 4,550
919 1,301 1,723 2,022
517 732 969 1,137
331 468 620 728

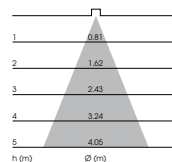
FLOOD



Luminaire luminous flux [lm]
Luminous efficacy [lm/W]

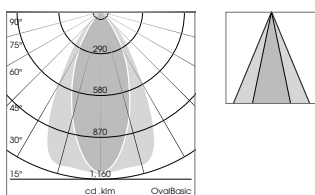
2,170 3,070 4,060 4,760
145 133 119 116

Illuminance [lx]



3,818 5,402 7,144 8,376
955 1,350 1,786 2,094
424 600 794 931
239 338 446 523
153 216 286 335

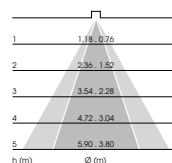
OVALBASIC



Luminaire luminous flux [lm]
Luminous efficacy [lm/W]

2,090 2,960 3,930 4,600
139 129 116 112

Illuminance [lx]



2,359 3,341 4,425 5,192
590 835 1,106 1,298
262 371 492 577
147 209 277 325
94 134 177 208

For more technical details about the individual luminaires, please see our datasheets available at www.baero.com. The luminaire luminous flux figures vary in a tolerance range of $\pm 10\%$. All data are typical values. System features may change if product improvements are made due to technical advances. Errors excepted.

840

Colour code

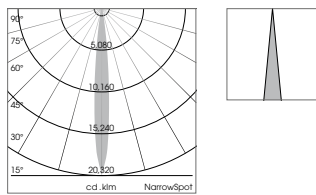
As a standard light colour, the neutral white LED spectrum is suitable for the efficient illumination of clear body colours or to create a cooler spatial impression.

REFLECTORS

WATTAGES

15W 23W 34W 41W

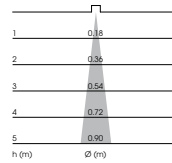
NARROWSPOT



Luminaire luminous flux [lm]
Luminous efficacy [lm/W]

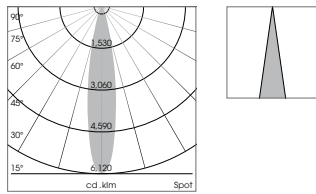
1,440 - - -
96 - - -

Illuminance [lx]



Illuminance [lx]	15W	23W	34W	41W
1	29,243	-	-	-
2	7,311	-	-	-
3	3,249	-	-	-
4	1,828	-	-	-
5	1,170	-	-	-

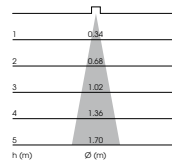
SPOT



Luminaire luminous flux [lm]
Luminous efficacy [lm/W]

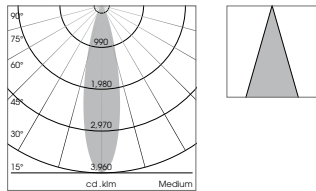
2,160 3,070 4,070 4,740
144 133 120 116

Illuminance [lx]



Illuminance [lx]	15W	23W	34W	41W
1	13,143	18,680	24,764	29,024
2	3,286	4,670	6,191	7,256
3	1,460	2,076	2,752	3,225
4	821	1,167	1,548	1,814
5	526	747	991	1,161

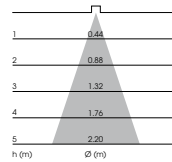
MEDIUM



Luminaire luminous flux [lm]
Luminous efficacy [lm/W]

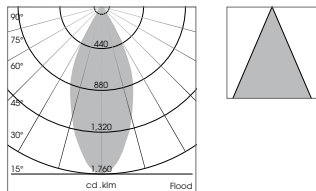
2,140 3,030 4,020 4,720
143 132 118 115

Illuminance [lx]



Illuminance [lx]	15W	23W	34W	41W
1	8,466	11,987	15,904	18,673
2	2,117	2,997	3,976	4,668
3	941	1,332	1,767	2,075
4	529	749	994	1,167
5	339	479	636	747

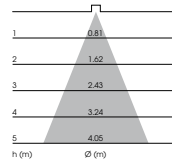
FLOOD



Luminaire luminous flux [lm]
Luminous efficacy [lm/W]

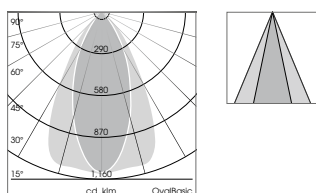
2,220 3,140 4,170 4,890
147 136 123 119

Illuminance [lx]



Illuminance [lx]	15W	23W	34W	41W
1	3,906	5,525	7,338	8,604
2	977	1,381	1,834	2,151
3	434	614	815	956
4	244	345	459	538
5	156	221	294	344

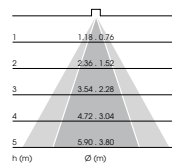
OVALBASIC



Luminaire luminous flux [lm]
Luminous efficacy [lm/W]

2,140 3,030 4,020 4,720
143 132 118 115

Illuminance [lx]



Illuminance [lx]	15W	23W	34W	41W
1	2,415	3,420	4,538	5,328
2	604	855	1,134	1,332
3	268	380	504	592
4	151	214	284	333
5	97	137	182	213

For more technical details about the individual luminaires, please see our datasheets available at www.baero.com. The luminaire luminous flux figures vary in a tolerance range of ± 10%. All data are typical values. System features may change if product improvements are made due to technical advances. Errors excepted.

PearlWhite

Colour spectrum

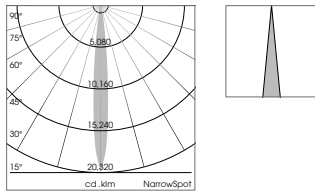
The LED spectrum of the special light colour is below the Planck curve (below black body). It has a colour-intensifying effect and creates an elegant atmosphere in the room. The correlated colour temperature is 3,100 K.

REFLECTORS

WATTAGES

15W 23W 34W 41W

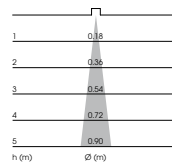
NARROWSPOT



Luminaire luminous flux [lm]
Luminous efficacy [lm/W]

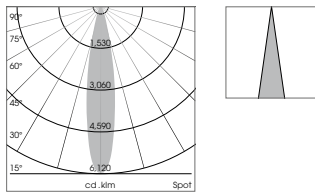
1,150 - - -
76 - - -

Illuminance [lx]



23,354 - - -
5,839 - - -
2,595 - - -
1,460 - - -
934 - - -

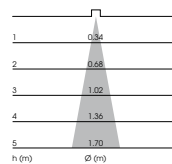
SPOT



Luminaire luminous flux [lm]
Luminous efficacy [lm/W]

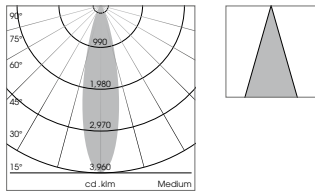
1,730 2,450 3,230 3,770
115 107 95 92

Illuminance [lx]



10,526 14,907 19,653 22,939
2,632 3,727 4,913 5,735
1,170 1,656 2,184 2,549
658 932 1,228 1,434
421 596 786 918

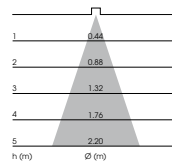
MEDIUM



Luminaire luminous flux [lm]
Luminous efficacy [lm/W]

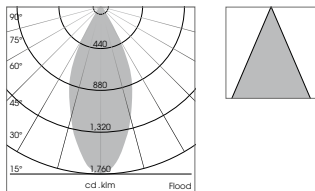
1,710 2,420 3,200 3,730
114 105 94 91

Illuminance [lx]



6,765 9,574 12,660 14,757
1,691 2,393 3,165 3,689
752 1,064 1,407 1,640
423 598 791 922
271 383 506 590

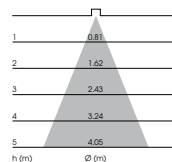
FLOOD



Luminaire luminous flux [lm]
Luminous efficacy [lm/W]

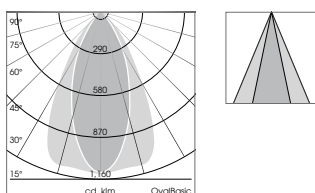
1,770 2,510 3,310 3,860
118 109 97 94

Illuminance [lx]



3,114 4,417 5,824 6,792
779 1,104 1,456 1,698
346 491 647 755
195 276 364 425
125 177 233 272

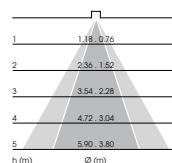
OVALBASIC



Luminaire luminous flux [lm]
Luminous efficacy [lm/W]

1,710 2,420 3,200 3,730
114 105 94 91

Illuminance [lx]



1,930 2,732 3,612 4,210
483 683 903 1,053
214 304 401 468
121 171 226 263
77 109 144 168

For more technical details about the individual luminaires, please see our datasheets available at www.baero.com. The luminaire luminous flux figures vary in a tolerance range of $\pm 10\%$. All data are typical values. System features may change if product improvements are made due to technical advances. Errors excepted.

BeColor

Colour spectrum

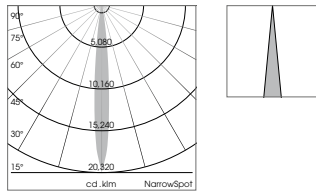
The colour-intensifying LED spectrum of the special light colour is below the Planck curve (below black body). The surfaces appear both rich and brilliant. The correlated colour temperature is 3.500 K.

REFLECTORS

WATTAGES

15W 23W 34W 41W

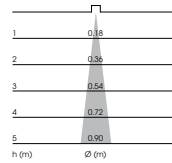
NARROWSPOT



Luminaire luminous flux [lm]
Luminous efficacy [lm/W]

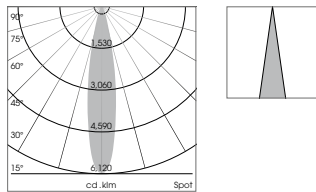
1,020 - - -
68 - - -

Illuminance [lx]



1	0.18	20,714	-	-	-
2	0.36	5,179	-	-	-
3	0.54	2,302	-	-	-
4	0.72	1,295	-	-	-
5	0.90	829	-	-	-

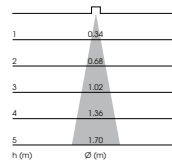
SPOT



Luminaire luminous flux [lm]
Luminous efficacy [lm/W]

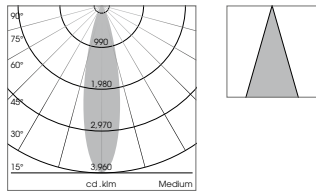
1,410 2,090 2,750 3,270
94 90 80 80

Illuminance [lx]



1	0.34	8,579	12,413	16,733	19,897
2	0.68	2,145	3,103	4,183	4,974
3	1.02	953	1,379	1,859	2,211
4	1.36	536	776	1,046	1,244
5	1.70	343	497	669	796

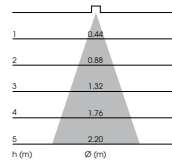
MEDIUM



Luminaire luminous flux [lm]
Luminous efficacy [lm/W]

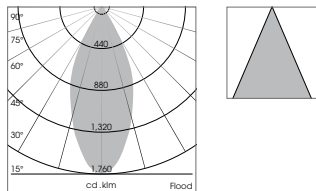
1,400 2,010 2,720 3,240
93 87 80 79

Illuminance [lx]



1	0.64	5,539	7,952	10,761	12,818
2	0.88	1,385	1,988	2,690	3,205
3	1.32	615	884	1,196	1,424
4	1.76	346	497	673	801
5	2.20	222	318	430	513

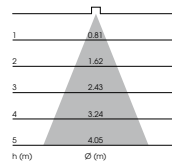
FLOOD



Luminaire luminous flux [lm]
Luminous efficacy [lm/W]

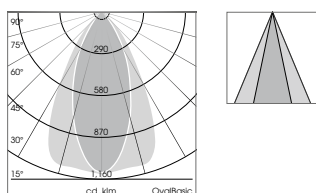
1,450 2,090 2,820 3,350
96 90 82 82

Illuminance [lx]



1	0.81	2,551	3,678	4,962	5,895
2	1.22	638	919	1,241	1,474
3	2.43	283	409	551	655
4	3.24	159	230	310	368
5	4.05	102	147	198	236

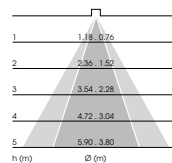
OVALBASIC



Luminaire luminous flux [lm]
Luminous efficacy [lm/W]

1,400 2,010 2,720 3,240
93 87 80 79

Illuminance [lx]



1	1.18, 0.76	1,580	2,269	3,070	3,657
2	2.36, 1.52	395	567	768	914
3	3.54, 2.28	176	252	341	406
4	4.72, 3.04	99	142	192	229
5	5.90, 3.80	63	91	123	146

For more technical details about the individual luminaires, please see our datasheets available at www.baero.com. The luminaire luminous flux figures vary in a tolerance range of ± 10%. All data are typical values. System features may change if product improvements are made due to technical advances. Errors excepted.

BeCool

Colour spectrum

BeCool is a special light colour with an LED spectrum below the Planck curve (below black body). The colour-intensified impression of the illuminated surfaces or body colours appears cool and saturated. The correlated colour temperature is 4,000 K.

REFLECTORS

WATTAGES

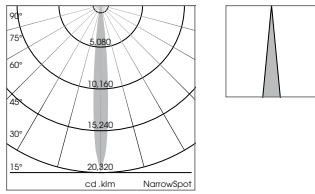
15W

23W

34W

41W

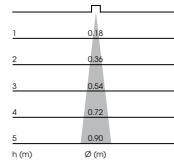
NARROWSPOT



Luminaire luminous flux [lm]
Luminous efficacy [lm/W]

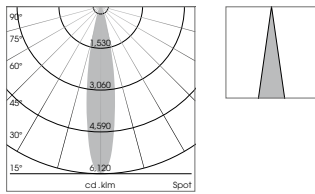
1,090	-	-	-
72	-	-	-

Illuminance [lx]



22,173	-	-	-
5,534	-	-	-
2,460	-	-	-
1,383	-	-	-
885	-	-	-

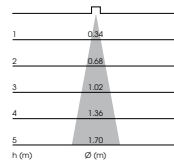
SPOT



Luminaire luminous flux [lm]
Luminous efficacy [lm/W]

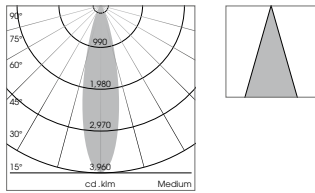
1,450	2,090	2,820	3,360
97	91	83	82

Illuminance [lx]



8,823	12,717	17,159	20,444
2,206	3,179	4,290	5,111
980	1,413	1,907	2,272
551	795	1,072	1,278
353	509	686	818

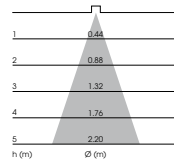
MEDIUM



Luminaire luminous flux [lm]
Luminous efficacy [lm/W]

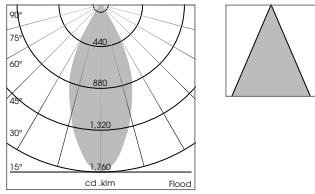
1,430	2,070	2,790	3,320
95	90	82	81

Illuminance [lx]



5,657	8,189	11,038	13,135
1,414	2,047	2,759	3,284
629	910	1,226	1,459
354	512	690	821
226	328	442	525

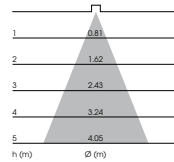
FLOOD



Luminaire luminous flux [lm]
Luminous efficacy [lm/W]

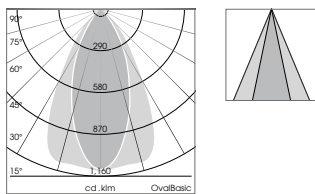
1,480	2,140	2,890	3,440
98	93	85	84

Illuminance [lx]



2,604	3,766	5,085	6,053
651	941	1,271	1,513
289	418	565	673
163	235	318	378
104	151	203	242

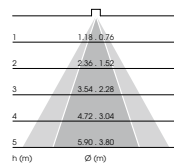
OVALBASIC



Luminaire luminous flux [lm]
Luminous efficacy [lm/W]

1,430	2,070	2,790	3,320
95	90	82	81

Illuminance [lx]



1,614	2,336	3,149	3,747
404	584	787	937
179	260	350	416
101	146	197	234
65	93	126	150

For more technical details about the individual luminaires, please see our datasheets available at www.baero.com. The luminaire luminous flux figures vary in a tolerance range of $\pm 10\%$. All data are typical values. System features may change if product improvements are made due to technical advances. Errors excepted.

GoldenBread

Colour spectrum

GoldenBread is among the product-specific LED spectrums with a correlated colour temperature of 2,500 K. In particular it produces a saturated rendering of rich golden-brown colours. The spectrum is ideal for illuminating fresh bread and bakery products.

REFLECTORS

WATTAGES

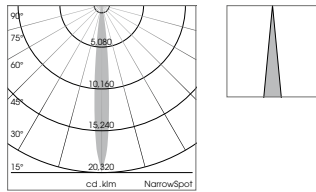
15W

23W

34W

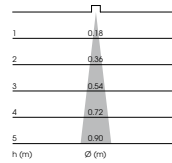
41W

NARROWSPOT



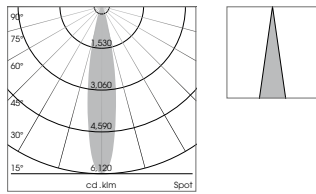
Luminaire luminous flux [lm]
Luminous efficacy [lm/W]

Illuminance [lx]



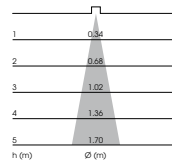
	-	-	-	-
	-	-	-	-
1	0.18	-	-	-
2	0.36	-	-	-
3	0.54	-	-	-
4	0.72	-	-	-
5	0.90	-	-	-

SPOT



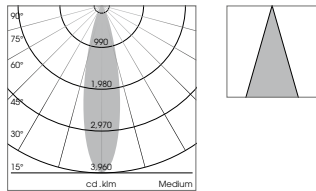
Luminaire luminous flux [lm]
Luminous efficacy [lm/W]

Illuminance [lx]



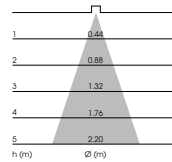
	1,640	2,350	3,130	3,680
	109	102	92	90
1	9,979	14,299	19,045	22,391
2	2,495	3,575	4,761	5,598
3	1,109	1,589	2,116	2,488
4	624	894	1,190	1,399
5	399	572	762	896

MEDIUM



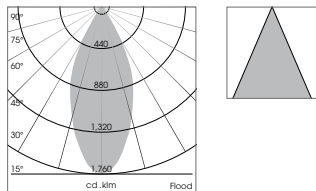
Luminaire luminous flux [lm]
Luminous efficacy [lm/W]

Illuminance [lx]



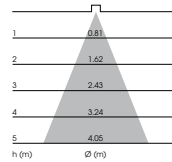
	1,630	2,330	3,100	3,640
	109	101	91	89
1	6,449	9,218	12,264	14,401
2	1,612	2,304	3,066	3,600
3	717	1,024	1,363	1,600
4	403	576	767	900
5	258	369	491	576

FLOOD



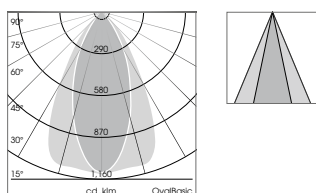
Luminaire luminous flux [lm]
Luminous efficacy [lm/W]

Illuminance [lx]



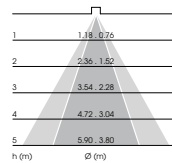
	1,690	2,410	3,210	3,770
	113	105	94	92
1	2,974	4,241	5,648	6,634
2	743	1,060	1,412	1,658
3	330	471	628	737
4	186	265	353	415
5	119	170	226	265

OVALBASIC



Luminaire luminous flux [lm]
Luminous efficacy [lm/W]

Illuminance [lx]



	1,630	2,330	3,100	3,640
	109	101	91	89
1	1,840	2,630	3,499	4,109
2	460	657	875	1,027
3	204	292	389	457
4	115	164	219	257
5	74	105	140	164

For more technical details about the individual luminaires, please see our datasheets available at www.baero.com. The luminaire luminous flux figures vary in a tolerance range of ± 10%. All data are typical values. System features may change if product improvements are made due to technical advances. Errors excepted.

Sun

Colour spectrum

Sun intensifies all warm colours. The LED spectrum of the special light colour is both colour saturating and product specific, and its optimal application is the illumination of fresh fruit and vegetables or in comparable non-food sectors. The correlated colour temperature is 2.400 K.

REFLECTORS

WATTAGES

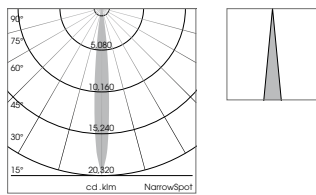
15W

23W

34W

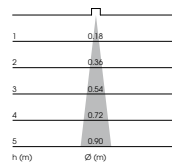
41W

NARROWSPOT



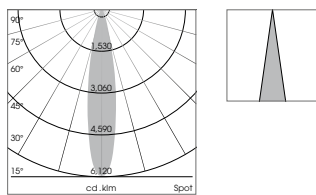
Luminaire luminous flux [lm]
Luminous efficacy [lm/W]

Illuminance [lx]



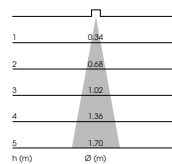
	15W	23W	34W	41W
Luminaire luminous flux [lm]	-	-	-	-
Luminous efficacy [lm/W]	-	-	-	-
Illuminance [lx]	-	-	-	-

SPOT



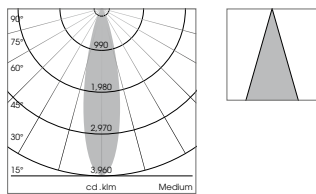
Luminaire luminous flux [lm]
Luminous efficacy [lm/W]

Illuminance [lx]



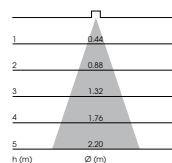
	15W	23W	34W	41W
Luminaire luminous flux [lm]	1,090	1,550	2,050	2,390
Luminous efficacy [lm/W]	73	67	60	58
Illuminance [lx]				

MEDIUM



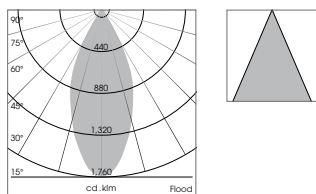
Luminaire luminous flux [lm]
Luminous efficacy [lm/W]

Illuminance [lx]



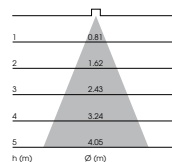
	15W	23W	34W	41W
Luminaire luminous flux [lm]	1,080	1,540	2,030	2,360
Luminous efficacy [lm/W]	72	67	60	58
Illuminance [lx]				

FLOOD



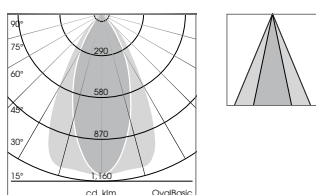
Luminaire luminous flux [lm]
Luminous efficacy [lm/W]

Illuminance [lx]



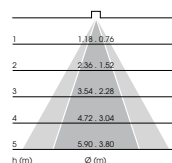
	15W	23W	34W	41W
Luminaire luminous flux [lm]	1,120	1,590	2,100	2,450
Luminous efficacy [lm/W]	75	69	62	60
Illuminance [lx]				

OVALBASIC



Luminaire luminous flux [lm]
Luminous efficacy [lm/W]

Illuminance [lx]



	15W	23W	34W	41W
Luminaire luminous flux [lm]	1,080	1,540	2,030	2,360
Luminous efficacy [lm/W]	72	67	60	58
Illuminance [lx]				

For more technical details about the individual luminaires, please see our datasheets available at www.baero.com. The luminaire luminous flux figures vary in a tolerance range of $\pm 10\%$. All data are typical values. System features may change if product improvements are made due to technical advances. Errors excepted.

Fish&Seafood

Colour spectrum

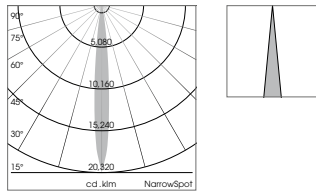
Fish&Seafood is among the product-specific LED spectrums with a correlated colour temperature of 4,020 K. The chromaticity point is specially coordinated to the presentation of seafood. Due to the high red component, this special light colour is also suited to the illumination of fresh meat and cold cuts.

REFLECTORS

WATTAGES

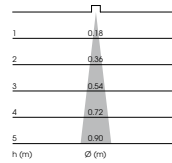
15W 23W 34W 41W

NARROWSPOT



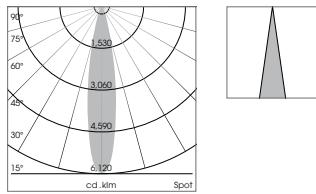
Luminaire luminous flux [lm]
Luminous efficacy [lm/W]

Illuminance [lx]



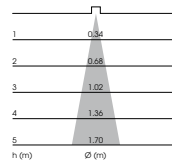
	-	-	-	-
	-	-	-	-
	-	-	-	-
	-	-	-	-
	-	-	-	-
	-	-	-	-

SPOT



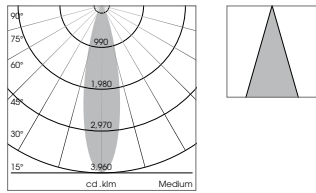
Luminaire luminous flux [lm]
Luminous efficacy [lm/W]

Illuminance [lx]



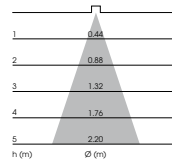
	1,120	1,590	2,110	2,470
	74	69	62	60
	6,815	9,675	12,839	15,029
	1,704	2,419	3,210	3,757
	757	1,075	1,427	1,670
	426	605	802	939
	273	387	514	601

MEDIUM



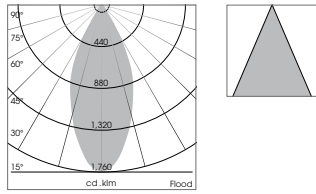
Luminaire luminous flux [lm]
Luminous efficacy [lm/W]

Illuminance [lx]



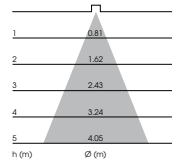
	1,110	1,570	2,080	2,440
	74	68	61	60
	4,391	6,211	8,229	9,653
	1,098	1,553	2,057	2,413
	488	690	914	1,073
	274	388	514	603
	176	248	329	386

FLOOD



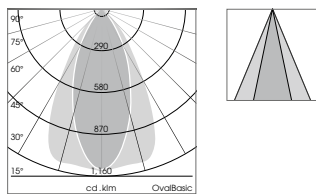
Luminaire luminous flux [lm]
Luminous efficacy [lm/W]

Illuminance [lx]



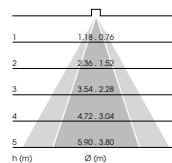
	1,150	1,630	2,160	2,530
	77	71	64	62
	2,024	2,868	3,801	4,452
	506	717	950	1,113
	225	319	422	495
	126	179	238	278
	81	115	152	178

OVALBASIC



Luminaire luminous flux [lm]
Luminous efficacy [lm/W]

Illuminance [lx]



	1,110	1,570	2,080	2,440
	74	68	61	60
	1,253	1,772	3,248	2,754
	313	443	587	689
	139	197	261	306
	78	111	147	172
	50	71	94	110

For more technical details about the individual luminaires, please see our datasheets available at www.baero.com. The luminaire luminous flux figures vary in a tolerance range of ± 10%. All data are typical values. System features may change if product improvements are made due to technical advances. Errors excepted.

SpecialMeat

Colour spectrum

SpecialMeat is the special light colour for the illumination of fresh meat and cold cuts and can be viewed as a modern LED successor to the proven SDW-T/ patented filter variant. The LED spectrum with a correlated colour temperature of 1,900 K is a product-specific special light colour.

REFLECTORS

WATTAGES

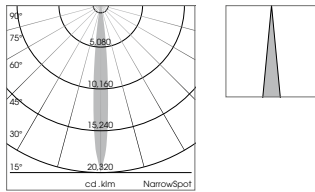
15W

23W

34W

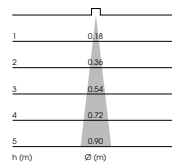
41W

NARROWSPOT



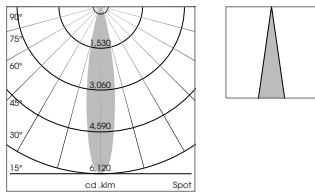
Luminaire luminous flux [lm]
Luminous efficacy [lm/W]

Illuminance [lx]



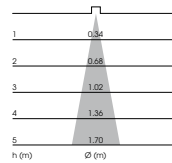
-	-	-	-
-	-	-	-
-	-	-	-
-	-	-	-
-	-	-	-

SPOT



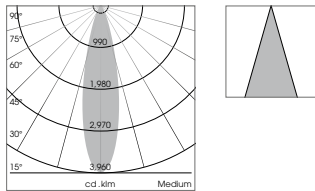
Luminaire luminous flux [lm]
Luminous efficacy [lm/W]

Illuminance [lx]



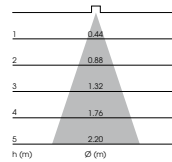
950	1,590	1,790	2,100
63	69	52	51
5,780	8,214	10,891	12,778
1,445	2,054	2,723	3,194
642	913	1,210	1,420
361	513	681	799
231	329	436	511

MEDIUM



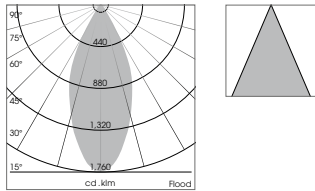
Luminaire luminous flux [lm]
Luminous efficacy [lm/W]

Illuminance [lx]



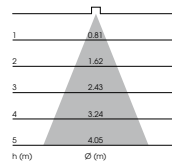
940	1,330	1,770	2,070
62	57	52	50
3,719	5,262	7,002	8,189
930	1,315	1,751	2,047
413	585	778	910
232	329	438	512
149	210	280	328

FLOOD



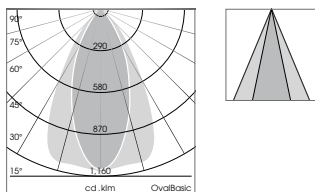
Luminaire luminous flux [lm]
Luminous efficacy [lm/W]

Illuminance [lx]



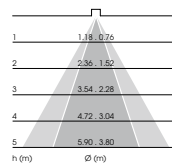
980	1,380	1,830	2,150
65	60	53	52
1,724	2,428	3,220	3,783
431	607	805	946
192	270	358	420
108	152	201	236
69	97	129	151

OVALBASIC



Luminaire luminous flux [lm]
Luminous efficacy [lm/W]

Illuminance [lx]



940	1,330	1,770	2,070
62	57	52	50
1,061	1,501	1,998	2,336
265	375	499	584
118	167	222	260
66	94	125	146
42	60	80	93

For more technical details about the individual luminaires, please see our datasheets available at www.baero.com. The luminaire luminous flux figures vary in a tolerance range of $\pm 10\%$. All data are typical values. System features may change if product improvements are made due to technical advances. Errors excepted.

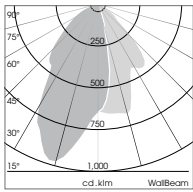
Vertical Lighting

Exemplary distribution of the illuminance

REFLECTOR

COLOUR CODE 927

WALLBEAM 41 W



Number of luminaires 5
 Distance to illuminated surface [m] 1.00
 Distance of luminaires [m] 1.25

227	209	209	211
594	580	558	588
547	584	600	551
507	584	652	527
441	503	568	465
Illuminance (lx)			

3,600 lm . 84 lm/W

COLOUR CODE 830

COLOUR CODE 835

COLOUR CODE 840

292	270	270	272
765	749	720	758
705	752	773	711
654	752	839	680
569	647	732	599
Illuminance (lx)			

4,650 lm . 108 lm/W

299	275	275	279
782	765	735	774
721	768	790	725
667	768	858	694
582	662	747	613
Illuminance (lx)			

4,690 lm . 110 lm/W

305	281	281	284
799	781	751	791
736	784	807	741
682	784	876	709
594	675	763	626
Illuminance (lx)			

4,810 lm . 112 lm/W

For more technical details about the individual luminaires, please see our datasheets available at www.baero.com. The luminaire luminous flux figures vary in a tolerance range of ± 10%. All data are typical values. System features may change if product improvements are made due to technical advances. Errors excepted.

PRODUCT NUMBERS

REFLECTOR	COL	927	830	835	840	PEARL WHITE	BECOLOR	BECOOL	GOLDEN BREAD	SUN	FISH& SEAFOOD	SPECIAL MEAT
41 W POTENTIOMETER												
Spot	■	20620076	20620073	20620074	20620075	20620079	20620077	20620078	20620082	20620084	20620080	20620083
20°	■	20620088	20620085	20620086	20620087	20620091	20620089	20620090	20620094	20620096	20620092	20620095
	□	20620100	20620097	20620098	20620099	20620103	20620101	20620102	20620106	20620108	20620104	20620107
Medium	■	20630076	20630073	20630074	20630075	20630079	20630077	20630078	20630082	20630084	20630080	20630083
25°	■	20630088	20630085	20630086	20630087	20630091	20630089	20630090	20630094	20630096	20630092	20630095
	□	20630100	20630097	20630098	20630099	20630103	20630101	20630102	20630106	20630108	20630104	20630107
Flood	■	20640076	20640073	20640074	20640075	20640079	20640077	20640078	20640082	20640084	20640080	20640083
44°	■	20640088	20640085	20640086	20640087	20640091	20640089	20640090	20640094	20640096	20640092	20640095
	□	20640100	20640097	20640098	20640099	20640103	20640101	20640102	20640106	20640108	20640104	20640107
OvalBasic	■	20650076	20650073	20650074	20650075	20650079	20650077	20650078	20650082	20650084	20650080	20650083
60°x40°	■	20650088	20650085	20650086	20650087	20650091	20650089	20650090	20650094	20650096	20650092	20650095
	□	20650100	20650097	20650098	20650099	20650103	20650101	20650102	20650106	20650108	20650104	20650107
WallBeam	■	20660076	20660073	20660074	20660075	20660079	20660077	20660078	20660082	20660084	20660080	20660083
	■	20660088	20660085	20660086	20660087	20660091	20660089	20660090	20660094	20660096	20660092	20660095
	□	20660100	20660097	20660098	20660099	20660103	20660101	20660102	20660106	20660108	20660104	20660107
41 W DALI												
Spot	■	20680104	20680101	20680102	20680103	20680107	20680105	20680106	20680109	20680111	20680108	20680110
20°	■	20680115	20680112	20680113	20680114	20680118	20680116	20680117	20680120	20680122	20680119	20680121
	□	20680126	20680123	20680124	20680125	20680129	20680127	20680128	20680131	20680133	20680130	20680132
Medium	■	20690104	20690101	20690102	20690103	20690107	20690105	20690106	20690109	20690111	20690108	20690110
25°	■	20690115	20690112	20690113	20690114	20690118	20690116	20690117	20690120	20690122	20690119	20690121
	□	20690126	20690123	20690124	20690125	20690129	20690127	20690128	20690131	20690133	20690130	20690132
Flood	■	20700104	20700101	20700102	20700103	20700107	20700105	20700106	20700109	20700111	20700108	20700110
44°	■	20700115	20700112	20700113	20700114	20700118	20700116	20700117	20700120	20700122	20700119	20700121
	□	20700126	20700123	20700124	20700125	20700129	20700127	20700128	20700131	20700133	20700130	20700132
OvalBasic	■	20710104	20710101	20710102	20710103	20710107	20710105	20710106	20710109	20710111	20710108	20710110
60°x40°	■	20710115	20710112	20710113	20710114	20710118	20710116	20710117	20710120	20710122	20710119	20710121
	□	20710126	20710123	20710124	20710125	20710129	20710127	20710128	20710131	20710133	20710130	20710132
WallBeam	■	20720104	20720101	20720102	20720103	20720107	20720105	20720106	20720109	20720111	20720108	20720110
	■	20720115	20720112	20720113	20720114	20720118	20720116	20720117	20720120	20720122	20720119	20720121
	□	20720126	20720123	20720124	20720125	20720129	20720127	20720128	20720131	20720133	20720130	20720132
28 W WALLWASHER												
	■	20940004	20940001	20940002	20940003	-	-	-	-	-	-	-
	■	20940008	20940005	20940006	20940007	-	-	-	-	-	-	-
	□	20940012	20940009	20940010	20940011	-	-	-	-	-	-	-
28 W WALLWASHER DALI												
	■	20960004	20960001	20960002	20960003	-	-	-	-	-	-	-
	■	20960008	20960005	20960006	20960007	-	-	-	-	-	-	-
	□	20960012	20960009	20960010	20960011	-	-	-	-	-	-	-
44 W WALLWASHER												
	■	20950004	20950001	20950002	20950003	-	-	-	-	-	-	-
	■	20950008	20950005	20950006	20950007	-	-	-	-	-	-	-
	□	20950012	20950009	20950010	20950011	-	-	-	-	-	-	-

Intara ID

Semi-recessed luminaire

The separate driver unit is supplied with a through wiring set. The luminaire is also available as a DALI version for integration in a light control system.

REFLECTOR	COL	927	830	835	840	PEARL WHITE	BECOLOR	BECOOL	GOLDEN BREAD	SUN	FISH& SEAFOOD	SPECIAL MEAT
15 W												
NarrowSpot 10°	■	50560004	50560001	50560002	50560003	-	50560005	50560006	-	-	-	-
	■	50560010	50560007	50560008	50560009	-	50560011	50560012	-	-	-	-
	□	50560016	50560013	50560014	50560015	-	50560017	50560018	-	-	-	-
15/23/34 W												
Spot 20°	■	50570004	50570001	50570002	50570003	50570007	50570005	50570006	50570010	50570012	50570008	50570011
	■	50570016	50570013	50570014	50570015	50570019	50570017	50570018	50570022	50570024	50570020	50570023
	□	50570028	50570025	50570026	50570027	50570031	50570029	50570030	50570034	50570036	50570032	50570035
Medium 25°	■	50580004	50580001	50580002	50580003	50580007	50580005	50580006	50580010	50580012	50580008	50580011
	■	50580016	50580013	50580014	50580015	50580019	50580017	50580018	50580022	50580024	50580020	50580023
	□	50580028	50580025	50580026	50580027	50580031	50580029	50580030	50580034	50580036	50580032	50580035
Flood 44°	■	50590004	50590001	50590002	50590003	50590007	50590005	50590006	50590010	50590012	50590008	50590011
	■	50590016	50590013	50590014	50590015	50590019	50590017	50590018	50590022	50590024	50590020	50590023
	□	50590028	50590025	50590026	50590027	50590031	50590029	50590030	50590034	50590036	50590032	50590035
OvalBasic 60°x40°	■	50600004	50600001	50600002	50600003	50600007	50600005	50600006	50600010	50600012	50600008	50600011
	■	50600016	50600013	50600014	50600015	50600019	50600017	50600018	50600022	50600024	50600020	50600023
	□	50600028	50600025	50600026	50600027	50600031	50600029	50600030	50600034	50600036	50600032	50600035
WallBeam	■	50610004	50610001	50610002	50610003	50610007	50610005	50610006	50610010	50610012	50610008	50610011
	■	50610016	50610013	50610014	50610015	50610019	50610017	50610018	50610022	50610024	50610020	50610023
	□	50610028	50610025	50610026	50610027	50610031	50610029	50610030	50610034	50610036	50610032	50610035
DRIVER UNIT												
Constant Current		76500050	[400 mA / 15 Watt]									
		76500034	[600 mA / 23 Watt]									
		76500076	[850 mA / 34 Watt]									
DALI		76500051	[400 mA / 15 Watt]									
		76500039	[600 mA / 23 Watt]									
		76500077	[850 mA / 34 Watt]									

The driver units must be ordered separately.

Pendiro ID

Suspended luminaire

The variants for track mounting and ceiling mounting are always supplied as a DALI version. For the variant for ceiling installation the driver unit is included in the scope of supply. When placing your order please state the driver unit product number with the desired power output.

REFLECTOR	COL	927	830	835	840	PEARL WHITE	BECOLOR	BECOOL	GOLDEN BREAD	SUN	FISH& SEAFOOD	SPECIAL MEAT
NarrowSpot 10°	■	80620004	80620001	80620002	80620003	-	80620005	80620006	-	-	-	-
	■	80620010	80620007	80620008	80620009	-	80620011	80620012	-	-	-	-
	□	80620016	80620013	80620014	80620015	-	80620017	80620018	-	-	-	-
Spot 20°	■	80630004	80630001	80630002	80630003	80630007	80630005	80630006	80630010	80630012	80630008	80630011
	■	80630016	80630013	80630014	80630015	80630019	80630017	80630018	80630022	80630024	80630020	80630023
	□	80630028	80630025	80630026	80630027	80630031	80630029	80630030	80630034	80630036	80630032	80630035
Medium 25°	■	80640004	80640001	80640002	80640003	80640007	80640005	80640006	80640010	80640012	80640008	80640011
	■	80640016	80640013	80640014	80640015	80640019	80640017	80640018	80640022	80640024	80640020	80640023
	□	80640028	80640025	80640026	80640027	80640031	80640029	80640030	80640034	80640036	80640032	80640035
Flood 44°	■	80650004	80650001	80650002	80650003	80650007	80650005	80650006	80650010	80650012	80650008	80650011
	■	80650016	80650013	80650014	80650015	80650019	80650017	80650018	80650022	80650024	80650020	80650023
	□	80650028	80650025	80650026	80650027	80650031	80650029	80650030	80650034	80650036	80650032	80650035
OvalBasic 60°x40°	■	80660004	80660001	80660002	80660003	80660007	80660005	80660006	80660010	80660012	80660008	80660011
	■	80660016	80660013	80660014	80660015	80660019	80660017	80660018	80660022	80660024	80660020	80660023
	□	80660028	80660025	80660026	80660027	80660031	80660029	80660030	80660034	80660036	80660032	80660035

CEILING MOUNTING CANOPY DALI 15/23W

■	76500062	[400 mA / 15 Watt]
■	76500060	[400 mA / 15 Watt]
□	76500064	[400 mA / 15 Watt]
■	76500071	[600 mA / 23 Watt]
■	76500069	[600 mA / 23 Watt]
□	76500073	[600 mA / 23 Watt]

CEILING CANOPY WITH TRACK ADAPTER DALI 15/23 W

■	76500061	[400 mA / 15 Watt]
■	76500059	[400 mA / 15 Watt]
□	76500063	[400 mA / 15 Watt]
■	76500070	[600 mA / 23 Watt]
■	76500068	[600 mA / 23 Watt]
□	76500072	[600 mA / 23 Watt]

CEILING INSTALLATION CANOPY

■	76500054	for separate driver unit
■	76500053	for separate driver unit
□	76500055	for separate driver unit


DRIVER UNIT

Constant Current	76500050	[400 mA / 15 Watt]
	76500034	[600 mA / 23 Watt]
DALI	76500051	[400 mA / 15 Watt]
	76500039	[600 mA / 23 Watt]

The canopies and the driver units must be ordered separately.



BÄRO – Your lighting partner. Right from the start.



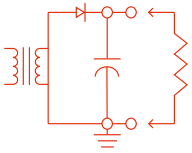
> ADVICE Discover the potential.

A fundamental aspect of our advice is to convey to all those involved in the project the huge potential and the many nuanced possibilities of expression offered by the medium light today thanks to LED technology. Talk to our lighting consultants and find out about the impact that BÄRO products can have in your store – not just in view of effectiveness and efficiency, but also and especially in terms of the emotionality of light.



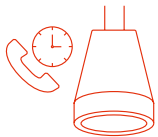
> PLANNING Light that suits you.

Light can be designed in many different qualities and dimensions. Sophisticated light planning not only supports the dramaturgy of the shopping experience; it also allows the lighting to be perfectly tailored to the different visual tasks and product groups. We are committed to finding a customised, expressive light balance for every concept – through the interplay of light distribution and light channelling, light intensities and light colours.



> INSTALLATION On site together.

Careful and professional installation is just as important as effective and creative lighting planning. BÄRO supports you in the installation and alignment of luminaires on site – so that your customised lighting concept rapidly takes shape and unforeseen issues are quickly resolved. In this way you can be sure that the lighting is perfectly focused on the room and the products.



> SUPPORT Long-term cooperation.

Our products boast long-lasting quality and functionality. Nonetheless, our service does not end when your lighting system is put into operation. BÄRO is available to answer your questions and provide services even after completion of the project.



> LEASING Efficient lighting. Financed effectively.

Customised financing for a customised lighting concept. Whether you are a retailer or a retail brand, we will be pleased to advise you on a leasing concept that suits your specific needs. Together we will draw up a contract that caters to your wishes and the needs of your company. Contact us. We're pleased to assist you.

> CONTACT

Tel.: +49 800 799 1000/e-mail: service@baero.com

Concept and Art Direction:
Meiré und Meiré, Cologne
www.meireundmeire.de

Photography:
Boris Golz
Alexander Sander
Constantin Meyer

BÄRO GmbH & Co. KG
Wolfstall 54-56
42799 Leichlingen

T +49 2174 799 0
F +49 2174 799 799
www.baero.com

BAE.0110022E.1910
We reserve the right to make changes within the scope of product improvements or upgrades. We assume no liability for printing errors.